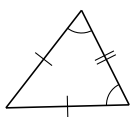
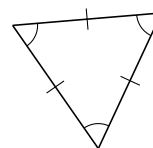


# Classification de Triangles (A)

Classifiez chaque triangle à l'aide des mesures de côtés.



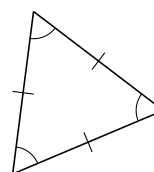
\_\_\_\_\_



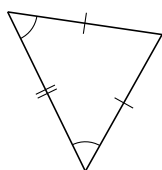
\_\_\_\_\_



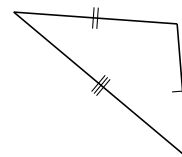
\_\_\_\_\_



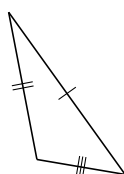
\_\_\_\_\_



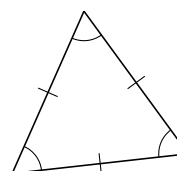
\_\_\_\_\_



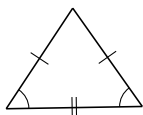
\_\_\_\_\_



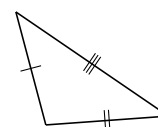
\_\_\_\_\_



\_\_\_\_\_



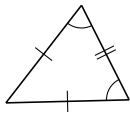
\_\_\_\_\_



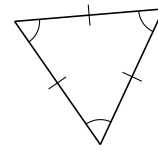
\_\_\_\_\_

# Classification de Triangles (A) Solutions

Classifiez chaque triangle à l'aide des mesures de côtés.



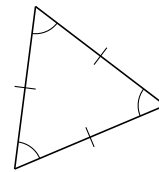
isocèle



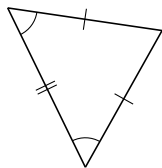
équilatéral



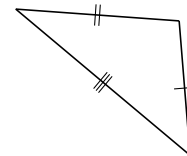
isocèle



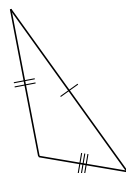
équilatéral



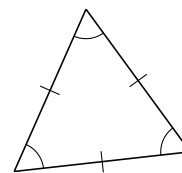
isocèle



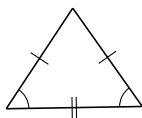
scalène



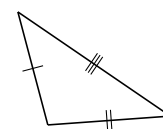
scalène



équilatéral



isocèle



scalène